















	Phenomenon	Analysis	Solution
Module malfunction	Dead Pixel 	Dead pixel	Change the dead pixel
		Cold solder joint	Resolder
		Pad peel off	Return to depot
		PCB open circuit	Return to depot
	A string of pixel is always on 	LED short circuit	Fix short circuit
		LED malfunction	Change the LED
	A string of pixel lack color 	IC cold solder joint	Resolder
		IC malfunction	Return to depot
		PCB open circuit	Return to depot
	Single/multi-line of pixel are off 	IC4953 malfunction	Check cold solder joint or Change IC
		IC138 malfunction	Check cold solder joint or Change IC
	Single/multi-line of pixel missing color 	Signal connector cold solder joint	Resolder
		IC malfunction	Check cold solder joint or Change IC
		PCB open circuit	Return to depot
		Flat cable (signal cable) malfunction	Change Flat cable (signal cable)
	The whole module is off/unnormal 	Flat cable (signal cable) malfunction	Change Flat cable (signal cable)
		Power connector damage/malfunction	Reconnect or return to depot
		Module malfunction	Change Module
		Module signal input malfunction	Change Module
		Module signal output malfunction	Change Module

Cabinet malfunction	One line or some modules of one line are off/unnormal		Module signal input malfunction	Change Module
			Module signal output malfunction	Change Module
			Flat (signal cable) cable malfunction	Change Flat cable (signal cable)
			HUBcard malfunction	Change HUBcard
	One cabinet is off/lack color		HUBcard problem	Change HUBcard
			Receiver card malfunction	Change receiver card
			Power supply for receiver card malfunction	Change power supply
	Two rows or more modules are off		Power supply malfunction	Change power supply
	One single cabinet is unnormal		Receiver card problem	Reload the backup file/ Change receiver card
	Some cabinets have different colors		LEDs/modules/cabinets from different batches	Use the same batch
			Calibration problem	Restart calibration
			Brightness problem	Reset the brightness
			Different kernel version of receiver card	Upgrade the kernel
The whole display is off		Main power distribution malfunction	Check the main power distribution	
		PC malfunction	Repair or change the PC	
		Display card problem	Reset or Change the Display card	
		DVI cable malfunction	Change DVI cable	

The whole display malfunction		Video processor malfunction	Change video processor	
		Sender card malfunction	Change sender card	
		Main CAT5 cable malfunction	Change main CAT5 cable	
		Fiber convertor malfunction	Change fiber convertor	
		Fiber malfunction	Change fiber	
		Multifunction card malfunction	Change multi-funtion card	
		The first receiver card malfunction	Change the first receiver card	
		Display was truned off in the software	Turn on the display in the software	
	Color missing for whole display		PC malfunction	Repair or change the PC
			Display card problem	Reset or Change display card
			DVI cable malfunction	Change DVI cable
			Video processor malfunction	Change video processor
			Sender card malfunction	Change sender card
	Some cabinets are off		CAT5 cable malfunction	Change CAT5 cable
		Receiver card malfunction	Change receiver card	
		Power supply for receiver card malfunction	Change power supply	
Software problem	WIN8 prompt: unable to register when you run the installer	Run the installer as administrator		
	Can't run the software	1.Reinstall the software 2.Please install Framework 2.0 or above 3.Virus attack (Rerun Recover.reg in the installation directory)		
	Software prompt: Can't find the system	Check connection of the USB cable or Change it		
	All cabinet display unnormal after sent the backup file	Check whether the setup file is for this project or not		